

INREV Vehicles Universe Q4 23

The INREV Vehicles Universe featured 578 vehicles at the end of December 2023 with a total gross asset value (GAV) of €471.2 billion. This quarter's release includes seven more vehicles. Only one vehicle launch was reported in 2023.

Industrial/logistics, office, residential and retail strategies account for 87% of the single sector vehicles in the Universe by GAV. Retail vehicles represent 28% by number of all single sector vehicles and 17% by GAV.

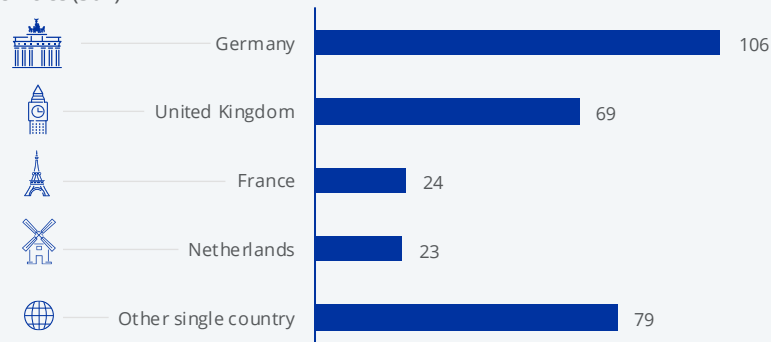
A total of 301 funds follow a single country strategy, of which 74% focus on the four main geographies. At 35%, Germany focused funds have the largest representation in the Universe amongst single country focused funds.

See the full sample: [INREV Vehicles Universe](#)

Country and sector strategy breakdown

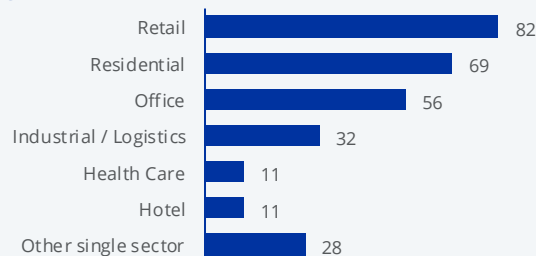
Single country vehicles target country

Number of vehicles (301)



Single country vehicles target sector

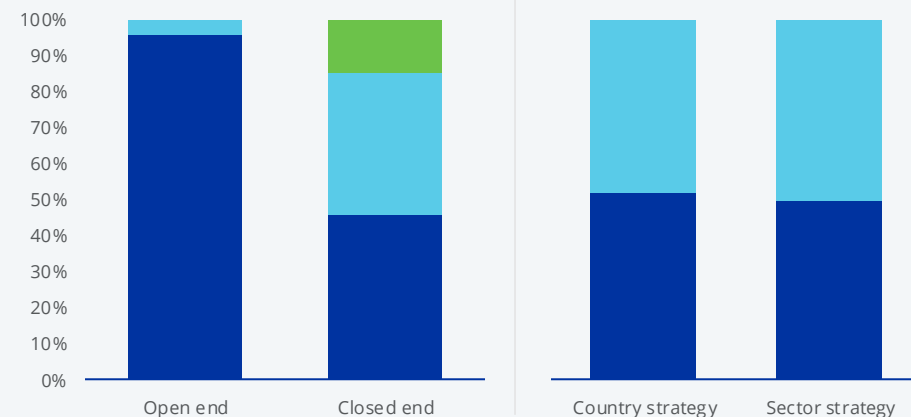
Number of vehicles (289)



Vehicle style, structure and strategy

■ Core ■ Value-added ■ Opportunity

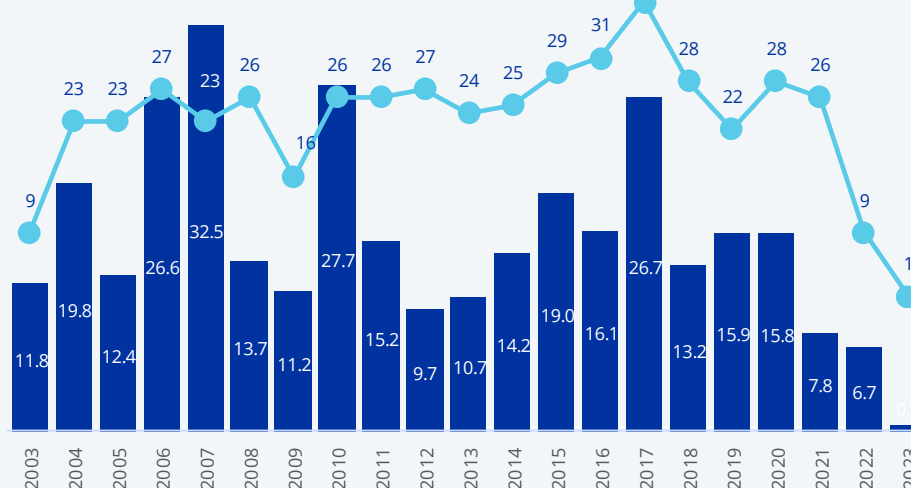
Number of vehicles (578)



Universe composition by vintage year

■ GAV (€ billion) ● Number of vehicles

Number of vehicles launched per year*



* Not included in this graph: 87 vehicles launched between 1966 and 2002