

INREV Vehicles Universe

The INREV Vehicles Universe stood at 585 vehicles at the end of June 2025 with a total gross asset value (GAV) of €482.7 billion. This quarter's release expanded with three new vehicles, including one launched in 2025.

The traditional property sectors industrial/logistics, office, residential and retail account for 86% of the single sector vehicles in the Universe by GAV. Industrial/logistics represents only 13% by number of all single sector vehicles, but 28% by GAV.

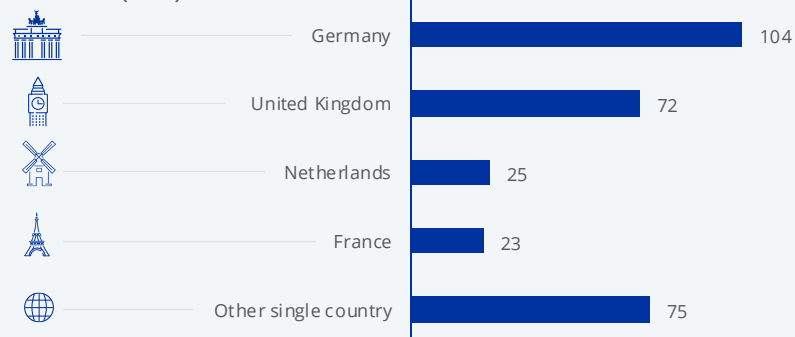
299 funds follow a single country strategy, of which 75% focus on the four main geographies. The Germany focused funds have the largest representation in the Universe amongst single country focused funds, at 35%.

See the full sample: [INREV Vehicles Universe](#)

Country and sector strategy breakdown

Single country vehicles target country

Number of vehicles (299)



Single sector vehicles target sector

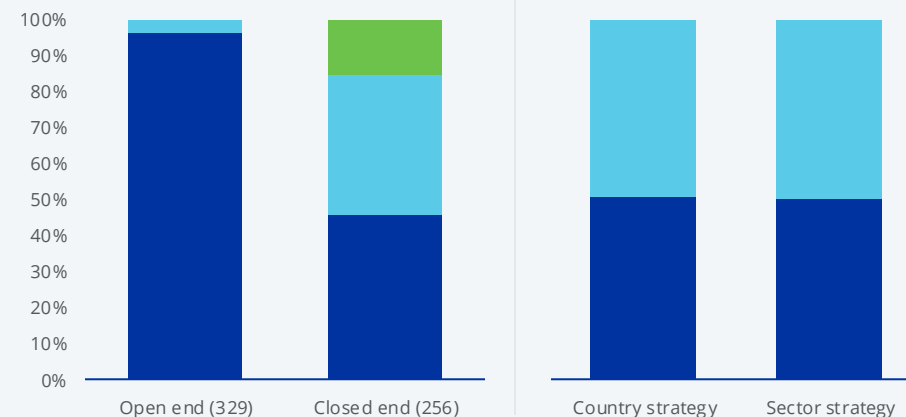
Number of vehicles (295)



Vehicle style, structure and strategy

■ Core ■ Value-added ■ Opportunity

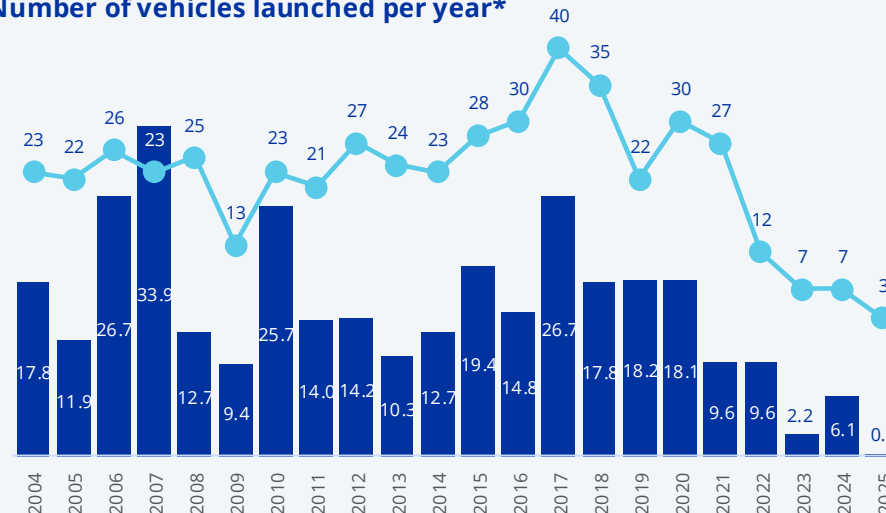
Number of vehicles (585)



Universe composition by vintage year

■ GAV (€ billion) ● Number of vehicles

Number of vehicles launched per year*



* Not included in this graph: 91 vehicles launched between 1966 and 2003