

# INREV Vehicles Universe

The INREV Vehicles Universe reached 601 vehicles at the end of March 2026 with a total gross asset value (GAV) of €493.0 billion. This quarter's release expanded with ten additional vehicles, including two launched in 2023 and two in 2022.

The traditional property sectors industrial/logistics, office, residential and retail account for 85% of the single sector vehicles in the Universe by GAV. Residential represents 26% by number of all single sector vehicles and it constitutes 32% by GAV.

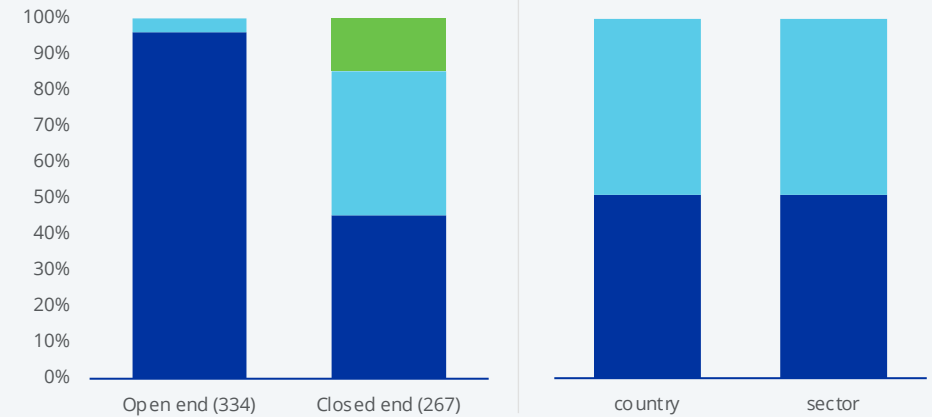
304 funds follow a single country strategy, of which 73% focus on the four main geographies. The Germany focused funds have the largest representation in the Universe amongst single country focused funds, at 34%.

See the full sample: [INREV Vehicles Universe](#)

## Vehicle style, structure and strategy

■ Core ■ Value-added ■ Opportunity

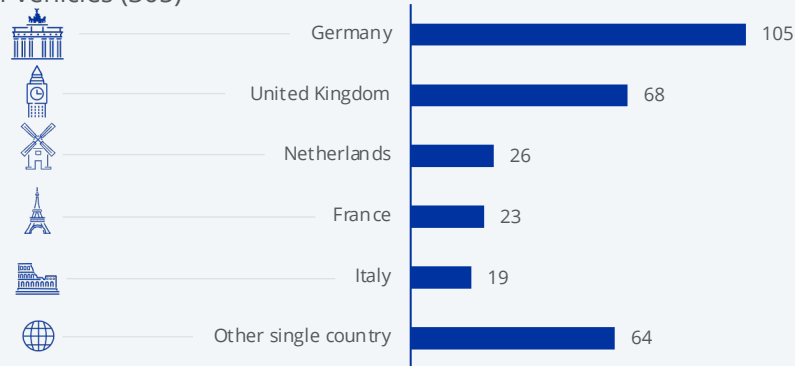
### Number of vehicles (601)



## Country and sector strategy breakdown

### Single country vehicles target country

Number of vehicles (305)



### Single sector vehicles target sector

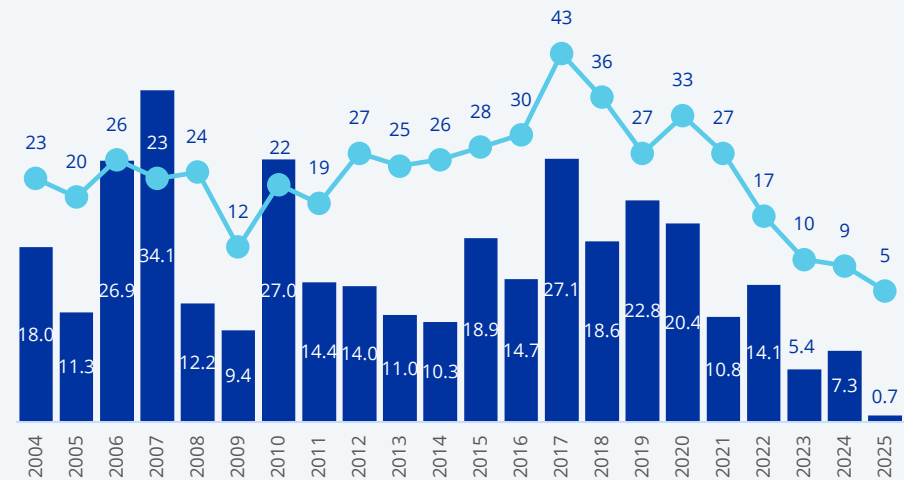
Number of vehicles (304)



## Universe composition by vintage year

■ GAV (€ billion) ● Number of vehicles

### Number of vehicles launched per year\*



\* Not included in this graph: 86 vehicles launched between 1966 and 2003